

# RYDE LOCAL GOVERNMENT AREA HEALTH PROFILE

Ryde Local Government Area (LGA) is one of 9 LGAs in the Sydney North Health Network (SNHN) region.

**Key Areas: Pockets of socio-economic disadvantage, a large culturally and linguistically diverse (CALD) population, an ageing population, bowel and cervical cancer screening rates**

## HEALTH DRIVERS



**2.4%** of people aged 16-64 years receive unemployment benefits  
SNHN: 1.8%; NSW: 5.2%



**49.2%** of people aged 17 years participating in tertiary education  
SNHN: 44.4%; NSW: 29.4%



**45.4%** of low-income families experience financial stress from mortgage or rent  
SNHN: 35.1%; NSW: 31.9%

## VULNERABLE GROUPS

### Children

**4.5% (996)** of children in low-income, welfare-recipient families  
SNHN: 2.9%; NSW: 11.7%



### Older People

**14.9% (19,539)** of the total population aged 65+ years  
SNHN: 17.4%; NSW: 17.5%

Between 2021-2041, there will be an increase of **73.0%** in the 65+ years population  
SNHN: 57.8%; NSW: 55.4%



### Disability

**4.7%** of the population have severe or profound disability  
SNHN: 3.9%; NSW: 5.8%



## HEALTH RISK FACTORS



### Obesity

**21.2 per 100** (18+ years) obese  
SNHN: 20.1; NSW: 30.9



### Alcohol

**11.7 per 100** (18+ years) engaging in high risk drinking  
SNHN: 16.6; NSW: 15.5



### Smoking

**9.4 per 100** (18+ years) current smokers  
SNHN: 7.9; NSW: 14.4

## CHILDHOOD IMMUNISATION

**IMMUNISATION RATES LOWER THAN THE NATIONAL ASPIRATIONAL TARGET OF 95%**



**1-year-old**

**97.0%** fully immunised  
SNHN: 96.5%  
NSW: 95.5%



**2-years-old**

**93.6%** fully immunised  
SNHN: 93.8%  
NSW: 91.7%



**5-years-old**

**93.7%** fully immunised  
SNHN: 94.5%  
NSW: 95.1%


## CANCER SCREENING

**Bowel cancer screening** participation rate among people aged **50-74 years in Ryde (36.6%)** is lower than the SNHN (38.6%) rate and higher than the NSW (35.4%) rate.


**Cervical cancer screening** participation rate among women aged **20-69 years (54.6%)** is lower than both SNHN (62.7%) and NSW (55.9%) rates.

**Breast cancer screening** participation rate among women aged **50-74 years in Ryde (42.0%)** is similar to the SNHN (41.8%) rate and lower than the NSW (46.1%) rate.

## MENTAL HEALTH



**14.4 per 100**  
(15+ years) report mental and behavioural problems  
**SNHN: 15.7; NSW: 18.8**

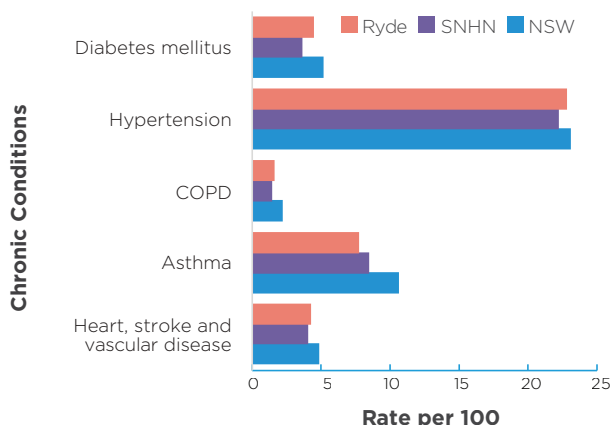


**9.9 per 100**  
(18+ years) report high or very high psychological distress  
**SNHN: 8.9; NSW: 12.4**



**2,412 per 100,000**  
mental health related hospitalisations  
**SNHN: 2,515; NSW: 2,048**

## CHRONIC CONDITIONS



## POTENTIALLY PREVENTABLE HOSPITALISATIONS



**1,611 per 100,000**  
NSW: 2,064 per 100,000

## PRIMARY HEALTHCARE

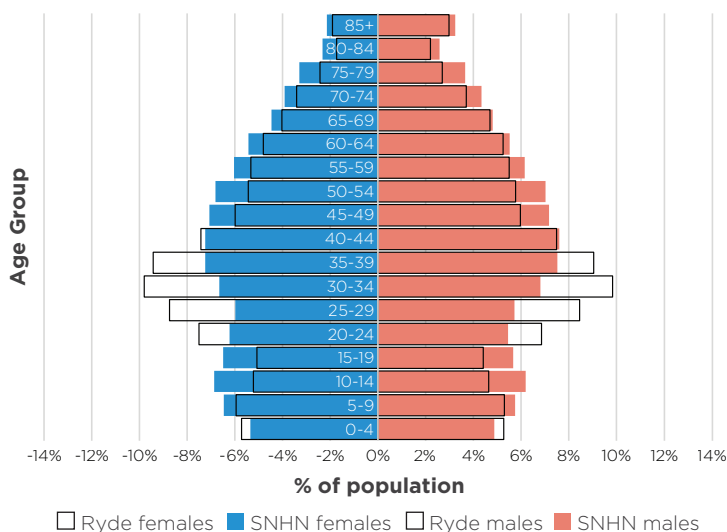


**48** GP practices in the Ryde region

**155 GPs per 100,000 people**  
SNHN: 144 per 100,000 people; NSW: 123 per 100,000 people

## DEMOGRAPHY

### Age structure comparison by sex for Ryde and SNHN



**Total population 131,122.** Between 2021-2041, the total population will increase by 35.2% to 180,341  
**SNHN: 13%; NSW: 20.9%**

**Area: 40.5 km<sup>2</sup>**

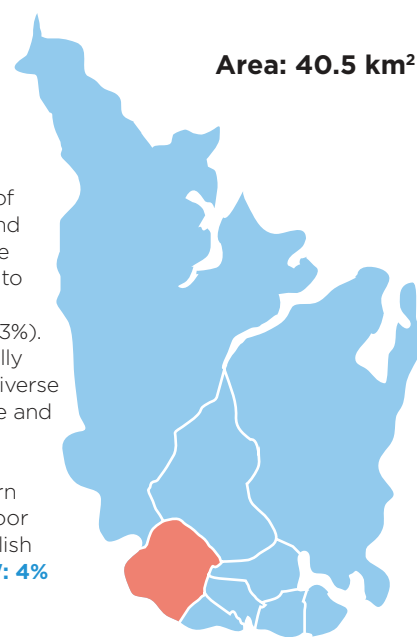
### CALD

Ryde LGA has a higher proportion of people culturally and linguistically diverse (44.3%) compared to the SNHN region (29%) and NSW (23%). The largest culturally and linguistically diverse groups are Chinese and Indian.

7.3% of people born overseas report poor proficiency in English  
**SNHN: 3.8%; NSW: 4%**

### Aboriginal

**0.5% (612)** of the population identify as Aboriginal and Torres Strait Islander  
**SNHN: 0.5%; NSW: 3.4%**



## Sources

- Australian Bureau of Statistics (ABS) 2022, *Census of Population and Housing 2021*, ABS, Canberra, viewed October 2022, <https://www.abs.gov.au>.
- Australian Bureau of Statistics (ABS) 2023, *Regional Population by Age and Sex, Australia*, cat no. 3235, viewed October 2023.
- Cancer Institute NSW 2022, *Reporting for Better Cancer Outcomes Performance Report 2023 Northern Sydney Primary Health Network*, Cancer Institute NSW, Sydney.
- Centre for Epidemiology and Evidence 2022, *Health Statistics New South Wales*, NSW Ministry of Health, Sydney, viewed November 2023, [www.healthstats.nsw.gov.au](http://www.healthstats.nsw.gov.au).
- Department of Health 2023, *Health Workforce- Online Data Tool*, Department of Health, Canberra, viewed October 2023, [hwd.health.gov.au/webapi/jsf/login.xhtml](http://hwd.health.gov.au/webapi/jsf/login.xhtml).
- NSW: Department of Planning & Environment 2022, *2020 New South Wales State and Local Government Area population and household projections*, NSW Planning Department of Planning & Environment, Sydney, viewed September 2022.
- Public Health Information Development Unit (PHIDU) 2023, *Social Health Atlas of Australia* September 2023 release, PHIDU, Adelaide, viewed November 2023, [phidu.torrens.edu.au/social-health-atlases](http://phidu.torrens.edu.au/social-health-atlases).