

# HUNTERS HILL LOCAL GOVERNMENT AREA HEALTH PROFILE

Hunters Hill Local Government Area (LGA) is one of 9 LGAs in the Sydney North Health Network (SNHN) region.

## Key Areas: Childhood immunisation and an older population

### HEALTH DRIVERS



**1.6%** of people aged 16-64 years receive unemployment benefits  
**SNHN: 1.8%; NSW: 5.2%**



**30.8%** of people aged 17 years participating in tertiary education  
**SNHN: 44.4%; NSW: 29.4%**



**36.1%** of low-income families experience financial stress from mortgage or rent  
**SNHN: 35.1%; NSW: 31.9%**

### VULNERABLE GROUPS

#### Children

**2.9% (74)**

of children in low-income, welfare-recipient families  
**SNHN: 2.9%; NSW: 11.7%**



#### Older People

**22.6% (3,148)**

of the total population aged 65+ years  
**SNHN: 17.4%; NSW: 17.5%**

Between 2021-2041 there will be an increase of **43.5%** in the 65+ years population  
**SNHN: 57.8%; NSW: 55.4%**



#### Disability

**4.7%**

of the population have severe or profound disability  
**SNHN: 3.9%; NSW: 5.8%**



### HEALTH RISK FACTORS



#### Obesity

**22.8 per 100** (18+ years) obese  
**SNHN: 20.1; NSW: 30.9**



#### Alcohol

**18.7 per 100** (18+ years) engaging in high risk drinking  
**SNHN: 16.6; NSW: 15.5**



#### Smoking

**8.5 per 100** (18+ years) current smokers  
**SNHN: 7.9; NSW: 14.4**

### CHILDHOOD IMMUNISATION

#### IMMUNISATION RATES LOWER THAN THE NATIONAL ASPIRATIONAL TARGET OF 95%



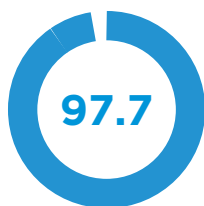
**1-year-old**

**95.0%** fully immunised  
**SNHN: 96.5% NSW: 95.5%**



**2-years-old**

**93.2%** fully immunised  
**SNHN: 93.8% NSW: 91.7%**



**5-years-old**

**97.7%** fully immunised  
**SNHN: 94.5% NSW: 95.1%**


### CANCER SCREENING

**Bowel cancer screening** participation rate among people aged **50-74 years in Hunters Hill (42.4%)** is higher than the SNHN (38.6%) and NSW (35.4%) rates.

**Cervical cancer screening** participation rate among women aged **20-69 years (68.6%)** is higher than both SNHN (62.7%) and NSW (55.9%) rates.

**Breast cancer screening** participation rate among women aged **50-74 years in Hunters Hill (41.8%)** is similar to the SNHN (41.8%) rate and lower than the NSW (46.1%) rate.


## MENTAL HEALTH



**19.2 per 100**

(15+ years) report mental and behavioural problems

**SNHN: 15.7; NSW: 18.8**



**8.9 per 100**

(18+ years) report high or very high psychological distress

**SNHN: 8.9; NSW: 12.4**

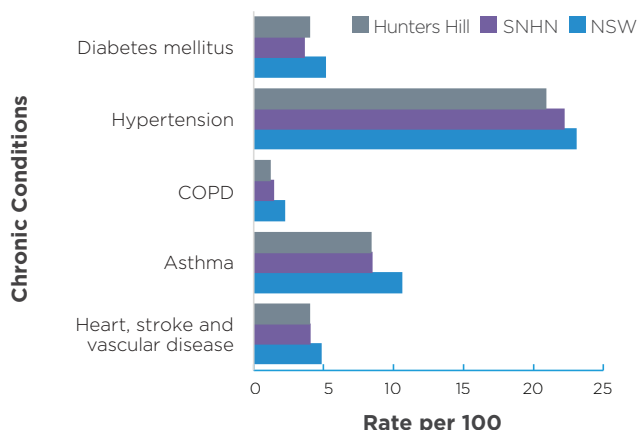


**4,492 per 100,000**

mental health related hospitalisations

**SNHN: 2,515; NSW: 2,048**

## CHRONIC CONDITIONS



## POTENTIALLY PREVENTABLE HOSPITALISATIONS



**1,647 per 100,000**

NSW: 2,064 per 100,000

## PRIMARY HEALTHCARE



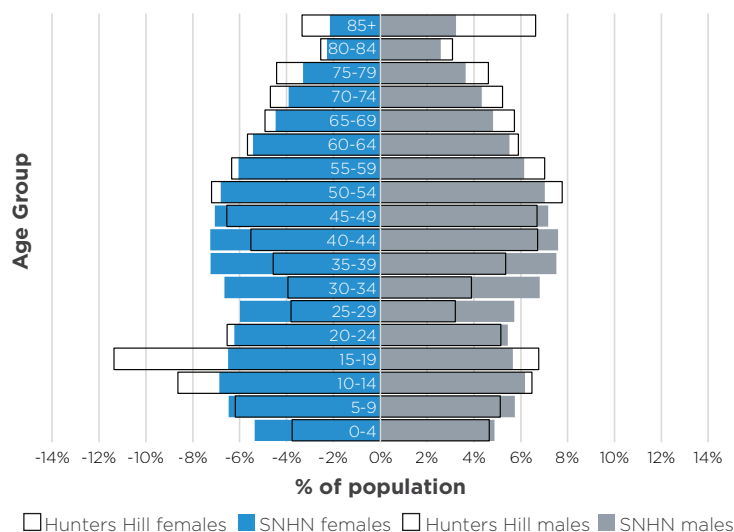
**5** GP practices in the Hunters Hill region

**122 GPs per 100,000 people**

**SNHN: 144 per 100,000 people; NSW: 123 per 100,000 people**

## DEMOGRAPHY

### Age structure comparison by sex for Hunters Hill and SNHN



**Total population 13,924.** Between 2021-2041 the total population will increase by 4.1% to 15,562

**SNHN: 13%; NSW: 20.9%**

**Area: 5.7 km<sup>2</sup>**

### CALD

19.3% of the population is from a culturally and linguistically diverse background (SNHN: 29%; NSW: 23%).

The largest culturally and linguistically diverse groups are Chinese and Italian.

2.4% of people born overseas report poor proficiency in English

**SNHN: 3.8%; NSW: 4%**

### Aboriginal

**0.5% (71)** of the population identify as Aboriginal and Torres Strait Islander

**SNHN: 0.5%; NSW: 3.4%**

## Sources

- Australian Bureau of Statistics (ABS) 2022, *Census of Population and Housing 2021*, ABS, Canberra, viewed October 2022, <https://www.abs.gov.au>.
- Australian Bureau of Statistics (ABS) 2023, *Regional Population by Age and Sex, Australia*, cat no. 3235, viewed October 2023.
- Cancer Institute NSW 2022, *Reporting for Better Cancer Outcomes Performance Report 2023 Northern Sydney Primary Health Network*, Cancer Institute NSW, Sydney.
- Centre for Epidemiology and Evidence 2022, *Health Statistics New South Wales*, NSW Ministry of Health, Sydney, viewed November 2023, [www.healthstats.nsw.gov.au](http://www.healthstats.nsw.gov.au).
- Department of Health 2023, *Health Workforce- Online Data Tool*, Department of Health, Canberra, viewed October 2023, [hwd.health.gov.au/webapi/jsf/login.xhtml](http://hwd.health.gov.au/webapi/jsf/login.xhtml).
- NSW: Department of Planning & Environment 2022, *2020 New South Wales State and Local Government Area population and household projections*, NSW Planning Department of Planning & Environment, Sydney, viewed September 2022.
- Public Health Information Development Unit (PHIDU) 2023, *Social Health Atlas of Australia* September 2023 release, PHIDU, Adelaide, viewed November 2023, [phidu.torrens.edu.au/social-health-atlases](http://phidu.torrens.edu.au/social-health-atlases).