



# RYDE LOCAL GOVERNMENT AREA HEALTH PROFILE

Ryde Local Government Area (LGA) is one of 9 LGAs in the Sydney North Health Network (SNHN) region.

**Key Areas: Pockets of socio-economic disadvantage, a large culturally and linguistically diverse (CALD) population, an ageing population, breast and cervical cancer screening rates**

## HEALTH DRIVERS



**3.3%** of people aged 16-64 years receive unemployment benefits  
SNHN: 2.4%; NSW: 6.2%



**48.3%** of people aged 17 years participating in tertiary education  
SNHN: 43.1%; NSW: 28.3%



**37.2%** of low-income families experience financial stress from mortgage or rent  
SNHN: 28.8%; NSW: 29.3%

Ryde LGA is an affluent area, ranking in the least disadvantaged quintile (20%) on the index of relative socio-economic disadvantage. There is an area of comparatively high socio-economic disadvantage in the suburbs of Eastwood, Gladesville, Marsfield, Macquarie Park, Ryde, and West Ryde.

## VULNERABLE GROUPS

### Children

**3.7% (829)** of children in low-income, welfare-recipient families  
SNHN: 2.5%; NSW: 10.3%



### Older People

**14.7% (19,106)** of the total population aged 65+ years  
SNHN: 17.1%; NSW: 17.2%

Between 2021-2041, there will be an increase of **73.0%** in the 65+ years population  
SNHN: 57.8%; NSW: 55.4%



### Disability

**4.7%** of the population have severe or profound disability  
SNHN: 3.9%; NSW: 5.8%



## HEALTH RISK FACTORS



**Obesity**  
**21.2 per 100** (18+ years) obese  
SNHN: 20.1; NSW: 30.9



**Alcohol**  
**11.7 per 100** (18+ years) engaging in high risk drinking  
SNHN: 16.6; NSW: 15.5



**Smoking**  
**9.4 per 100** (18+ years) current smokers  
SNHN: 7.9; NSW: 14.4

## CHILDHOOD IMMUNISATION

**IMMUNISATION RATES LOWER THAN THE NATIONAL ASPIRATIONAL TARGET OF 95%**



**1-year-old**

**95.1%** fully immunised  
SNHN: 93.9%  
NSW: 94%



**2-years-old**

**91%** fully immunised  
SNHN: 90.3%  
NSW: 90.2%



**5-years-old**

**93.4%** fully immunised  
SNHN: 92.5%  
NSW: 94.6%


## CANCER SCREENING

**Bowel cancer screening** participation rate among people aged **50-74 years in Ryde (34.5%)** is similar to the SNHN rate (34.8%) and lower than the NSW rate (36.3%).


**Cervical cancer screening** participation rate among women aged **20-69 years (54.6%)** is lower than both SNHN (62.7%) and NSW (55.9%) rates.

**Breast cancer screening** participation rate among women aged **50-74 years (44.8%)** is lower than both SNHN (48.5%) and NSW (49.4%) rates.

## MENTAL HEALTH



**14.4 per 100**  
(15+ years) report mental and behavioural problems  
**SNHN: 15.7; NSW: 18.8**

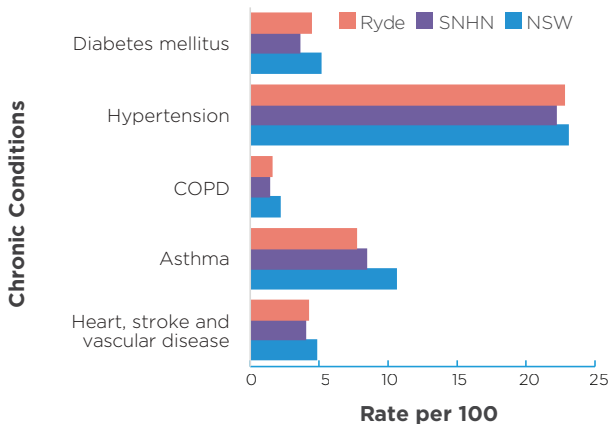


**9.9 per 100**  
(18+ years) report high or very high psychological distress  
**SNHN: 8.9; NSW: 12.4**



**2,412 per 100,000**  
mental health related hospitalisations  
**SNHN: 2,515; NSW: 2,048**

## CHRONIC CONDITIONS



## POTENTIALLY PREVENTABLE HOSPITALISATIONS



**1,611 per 100,000**  
NSW: 2,064 per 100,000

## PRIMARY HEALTHCARE

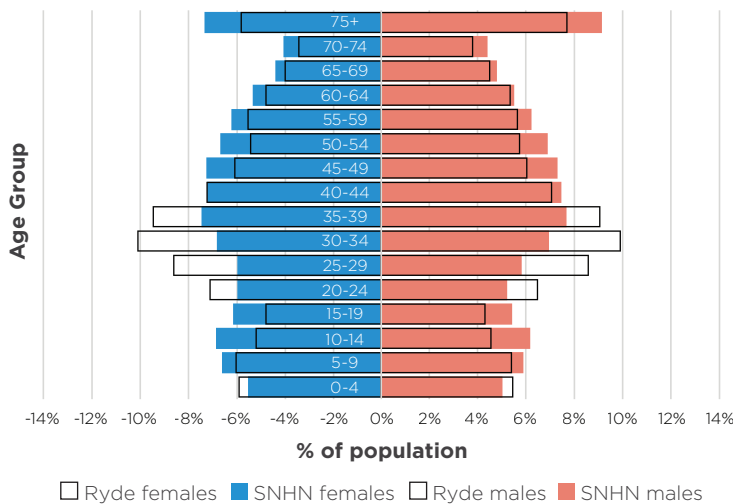


**48** GP practices in the Ryde region

**146 GPs per 100,000 people** SNHN: 131 per 100,000 people; NSW: 122 per 100,000 people

## DEMOGRAPHY

### Age structure comparison by sex for Ryde and SNHN



**Total population 129,773.** Between 2021-2041, the total population will increase by 35.2% to 180,341  
**SNHN: 13%; NSW: 20.9%**

**Area: 40.5 km<sup>2</sup>**

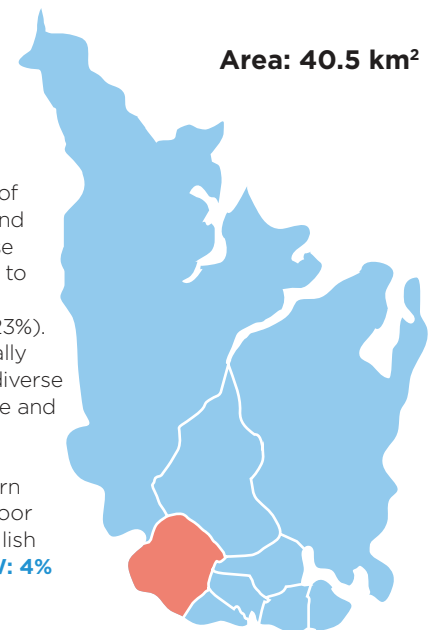
### CALD

Ryde LGA has a higher proportion of people culturally and linguistically diverse (44.3%) compared to the SNHN region (29%) and NSW (23%). The largest culturally and linguistically diverse groups are Chinese and Indian.

7.3% of people born overseas report poor proficiency in English  
**SNHN: 3.8%; NSW: 4%**

### Aboriginal

**0.5% (612)** of the population identify as Aboriginal and Torres Strait Islander  
**SNHN: 0.5%; NSW: 3.4%**



## Sources

- Australian Bureau of Statistics (ABS) 2022, Census of Population and Housing 2021, ABS, Canberra, viewed October 2022, [www.abs.gov.au](http://www.abs.gov.au).
- Australian Bureau of Statistics (ABS) 2022, Regional Population by Age and Sex, Australia, cat no. 3235, viewed September 2022.
- Cancer Institute NSW 2022, Reporting for Better Cancer Outcomes Performance Report 2022 Northern Sydney Primary Health Network, Cancer Institute NSW, Sydney.
- Cancer Institute NSW 2020, Cancer Statistics NSW 2018-2019, Cancer Institute NSW, Sydney, viewed September 2021, [www.cancer.nsw.gov.au](http://www.cancer.nsw.gov.au).
- Centre for Epidemiology and Evidence 2022, Health Statistics New South Wales, NSW Ministry of Health, Sydney, viewed September 2021, [www.healthstats.nsw.gov.au](http://www.healthstats.nsw.gov.au).
- Department of Health 2022, Health Workforce- Online Data Tool, Department of Health, Canberra, viewed September 2022, [hwd.health.gov.au/webapi/jsf/login.xhtml](http://hwd.health.gov.au/webapi/jsf/login.xhtml).
- NSW: Department of Planning & Environment 2022, 2020 New South Wales State and Local Government Area population and household projections. NSW Planning Department of Planning & Environment, Sydney, viewed September 2022.
- Public Health Information Development Unit (PHIDU) 2022, Social Health Atlas of Australia June 2022 release, PHIDU, Adelaide, viewed September 2022, [phidu.torrens.edu.au/social-health-atlases](http://phidu.torrens.edu.au/social-health-atlases).

For more information, visit [www.snhn.org.au](http://www.snhn.org.au)

Published 2022