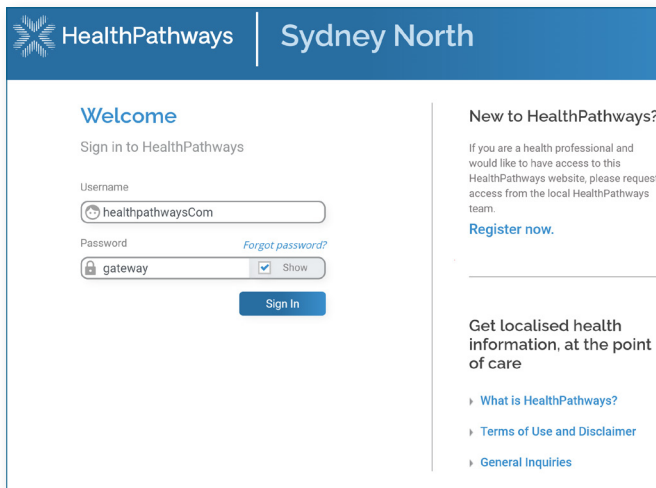


## Getting started

1. To access the Sydney North HealthPathways website, visit:  
[sydneynorth.communityhealthpathways.org](http://sydneynorth.communityhealthpathways.org)
2. Enter username: **healthpathwaysCom**
3. Enter password: **gateway**



### Option 1:

#### Install a desktop shortcut

On the Sydney North HealthPathways homepage, click on the 'How do I add HealthPathways to my desktop?' link for an easy guide.



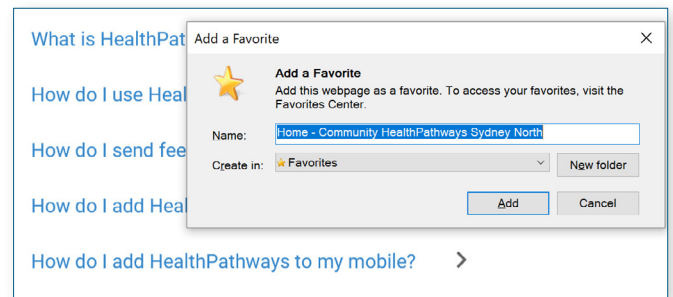
**Note:** For instructions on how to create a shortcut in Medical Director software, please use the Search box.

### Option 2:

#### Add Sydney North HealthPathways homepage as a bookmark or tab on your internet browser

#### INTERNET EXPLORER

To add a currently open page or URL to your browser as a bookmark or tab, use keyboard shortcut CTRL+D. 'Add a favourite' box appears.



## Quick access

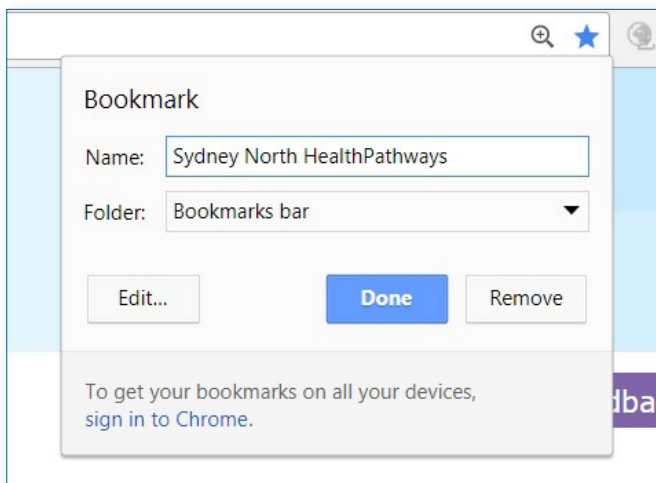
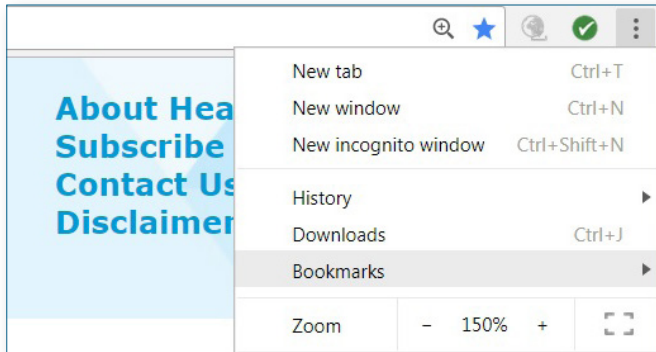
There are many ways to quickly access Sydney North HealthPathways on your computer:

- Option 1:** Install a shortcut on your desktop.
- Option 2:** Add the Sydney North HealthPathways homepage as a bookmark or tab on your internet browser.
- Option 3:** Set Sydney North HealthPathways as the default homepage of your internet browser.



## ▶ GOOGLE CHROME

In Chrome, click the vertical dots at the top right, then Bookmarks. Click 'Bookmark this tab'.



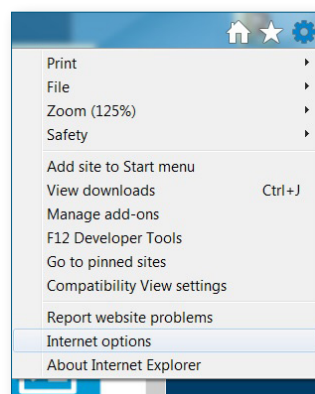
## Option 3:

Set Sydney North HealthPathways as your default homepage in your browser

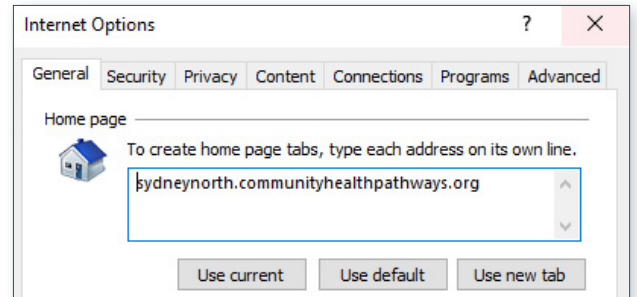
## ▶ INTERNET EXPLORER

1. Open Internet Explorer, select the Tools icon in the top-right corner, then select 'Internet Options'.

**Tip:** if the Tools button is not showing, click Alt on the keyboard.




2. On the General tab, under Homepage, type in: [sydneynorth.communityhealthpathways.org](http://sydneynorth.communityhealthpathways.org) to set it as your homepage.



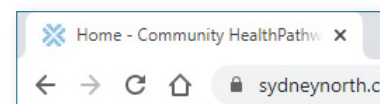
3. Select Apply, and then select OK.

## ▶ GOOGLE CHROME

1. On your computer, Open Chrome. At the top right, click the 'Customise and control' icon (three vertical dots).
2. Select Settings.
3. Click on 'Appearance' on the left-hand side.
4. Click on the toggle next to 'Show home button'.
5. Below 'Show home button', click Enter custom web address and type in [sydneynorth.communityhealthpathways.org](http://sydneynorth.communityhealthpathways.org)



6. View homepage by clicking the home icon in the top left-hand side of the browser.



Scan the QR code or visit [sydneynorth.communityhealthpathways.org](http://sydneynorth.communityhealthpathways.org) and log in with the following details:

Username: healthpathwaysCom

Password: gateway



For enquiries, email us at [healthpathways@snhp.org.au](mailto:healthpathways@snhp.org.au)