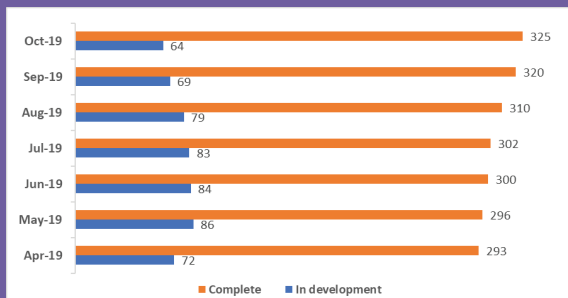


PROGRESS SUMMARY



325 Pathways live

64 Pathways in progress

06 New pathways published

0 Pathways updated

NEW WORK

New in Pathways October

- Vaccine Storage and Cold Chain Management
- Alcohol
- Methamphetamine (Ice)
- Drug Seekers
- Opioids
- Opioid Treatment Program (OTP)

Current NSLHD and SNPHN Collaborative Work

- Cancer pathways - (Lead A/Prof Alexander Engel)
- Ambulatory Care Centre & Surgery Project (Lead Alison Zechin GM RNS)
- General Surgery (Dr Michelle Mulligan)

News and Coming Soon

- New mobile friendly HealthPathways platform **Live on 26th September**
- Work to commence on Gastroenterology as next workstream
- New pathway for General Practice Management During a Disaster will contain information regarding ways to provide assistance, management and resources.

PROGRAM ENGAGEMENT

COMPLETED WORKGROUPS 11

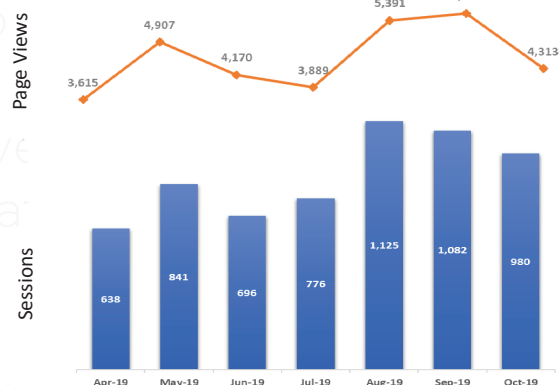
- Breast Cancer - Sept 2018
- Gynaecological Cancer Nov 2018



CONTACTS AT EVENTS 61



PATHWAY USAGE PER MONTH



MOST FREQUENTLY ACCESSED PATHWAYS

Clinical

- 1 Antenatal - First Consult
- 2 Frail But Stable Older Persons
- 3 Gonorrhoea
- 4 Advance Care Planning (ACP)
- 5 Alcohol
- 6 Behaviour Concerns in Dementia
- 7 Chlamydia
- 8 GP Shared Antenatal Care Protocol
- 9 Addiction and Drug Misuse
- 10 Chronic Hepatitis C

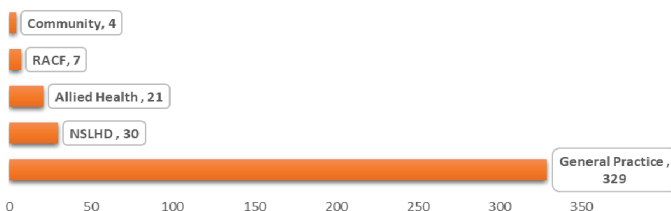
Non-Clinical

- 1 Non-urgent Gastroenterology Review
- 2 Summary of Request Pages
- 3 How to Use HealthPathways
- 4 Chronic Pain Specialised Review
- 5 Introducing the new mobile-friendly site
- 6 Drug and Alcohol Treatment
- 7 Sexual Health Review
- 8 Urgent Orthopaedic Review
- 9 Emergency Department Review
- 10 Family and Community Support

SITE STATISTICS

	Oct 19	% ↑ on Oct 18
How many times has the site been accessed this month (Sessions per month)	980	66% ↑
Average no. of times a user accessed the site (Sessions per user)	2.53	-06% ↑
How many individuals accessed the site: (Individual users per month)	503	141% ↑
How many pages were visited this month (Pageview per month)	4,313	62% ↑
What is the average amount of time spent on site (Duration per session)	3.45	-20% ↑

USERS TYPES



NEW USERS

