

Fact sheet

HealthPathways

Community

What is HealthPathways?

HealthPathways is an online local health information website. It is a resource for General Practice, but could be used by hospital and primary care clinicians in the community. Information on the website is peer reviewed and region specific.

HealthPathways supports:

- Service navigation
- Condition management
- Referral to other services when required
- Access to reference materials
- Access to patient educational resources

HealthPathways are developed and agreed by general practitioners, hospital clinicians, and a wide range of other health professionals involved in local patient care. Sydney North HealthPathways (SNHPs) is a collaboration between the Sydney North Health Network (SNHN) and the Northern Sydney Local Health District (NSLHD).

HealthPathways is dynamic, with new HealthPathways constantly under development and existing HealthPathways regularly reviewed in light of changing evidence, technology, and local circumstances.

HealthPathways is not designed to be used by the public or by patients.

Why use HealthPathways?

The long term goal of HealthPathways programs are to improve patient access to the right care, in the right place at the right time and to better integrate primary and specialist systems of care.

The objectives of HealthPathways include:

- Supporting general practitioners to better manage patients in the community
- Improving care between general practice and hospitals
- Providing locally relevant information for general practitioners and other clinical registered health service providers
- Designing HealthPathways that are quick and simple to use

What is the process for deciding on HealthPathways priorities?

A number of broad topic areas (workstreams), informed by the SNHN local needs assessment, have been identified for initial pathway development. Through consultation, these have been endorsed via joint SNHN/NSLHD governance processes. Further workstreams will be identified for development in future. Selection criteria for workstreams includes relevance to local general practitioners, significance for hospital supply and demand, and impact on the community. Further consideration is given to prioritising areas with existing work, readiness and available expertise.

Current Workstreams include:

- Aboriginal Health
- Aged Care
- Cancer
- Child, Youth, and Family Health / Paediatrics
- Dementia/Cognitive Impairment
- Diabetes
- Hospital in the Home
- Mental Health / Alcohol and Other Drugs
- Musculoskeletal
- Palliative Care
- Pregnancy / Shared Antenatal Care
- Respiratory
- Sexual Health

Within each stream, there may be many potential HealthPathways. Clinicians can provide suggestions for pathway priorities within current workstreams via the send feedback button on the HealthPathways website.



Fact sheet

HealthPathways

Community

Who develops HealthPathways?



The HealthPathways are written by local GPs. With support from a local *GP Clinical Lead* and *GP Clinical Editors*, research and writing of HealthPathways is based on contemporary clinical guidelines. Consultation with hospital specialists and allied health practitioners is facilitated where appropriate to inform alignment of condition management, referral from primary care into hospital health services, and discharge back to primary care.

Who can get involved and what opportunities exist?

Any local clinician can get involved. There are a number of ways to get involved in development of HealthPathways, including.



Work group participation

Workgroups involve a selection of local primary and hospital based clinicians. They come together to discuss issues that impact on delivering optimum patient care within clinical topic areas. Participating in a workgroup discussion helps to inform content for pathway development. Workshops are two hour events. Work groups do not write HealthPathways.



Reviewing HealthPathways

Clinicians can get involved by reviewing draft HealthPathways, and providing feedback. Draft HealthPathways are posted electronically on the HealthPathways website. The HealthPathways Team can provide you with a username and password to access the site. You can decide on which draft HealthPathways you want to review, and provide feedback online at anytime.



Send Feedback

Every page in HealthPathways has a feedback submission button. Use this to contact the HealthPathways team with questions, or to provide suggestions for improvement.

HealthPathways is live in the Sydney North region

HealthPathways is live in the Sydney North region

For information on Sydney North HealthPathways, or to seek access, contact the Sydney North HealthPathways team, via email:

healthpathways@snhn.org.au

Potential Impact of using HealthPathways

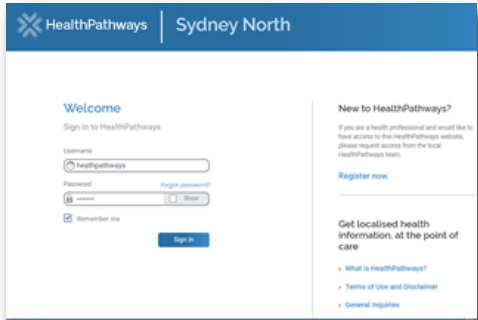
HealthPathways in conjunction with other service delivery initiatives can result in:

- ◆ More appropriate utilisation of hospital services.
- ◆ Increased usage of undersubscribed and unknown local services.
- ◆ Reduction in inappropriate referrals to services as GP management is enhanced and referral criteria is clarified.
- ◆ Unified local response to new treatments and health issues. E.g. - Zika virus.
- ◆ A decrease in emergency attendances.

GETTING STARTED

1. To access the Sydney North HealthPathways website go to:

<https://sydneynorth.communityhealthpathways.org/>



2. **Enter Username:** healthpathwaysCom

3. **Enter Password:** gateway

QUICK ACCESS

For ease of use there are many ways to quickly access Sydney North HealthPathways on your computer:

Option 1 - Install a desktop shortcut from the Sydney North HealthPathways home page:

Option 2 - Add Sydney North HealthPathways home page as a 'bookmark' or 'tab' on your browser:

Option 3 - Set Sydney North HealthPathways as your default homepage in your browser:

OPTION 1

Install a desktop shortcut from the Sydney North HealthPathways home page:

Click on the 'How do I add HealthPathways to my desktop?' link for an easy to follow guide that will support you whatever system you are using.

About HealthPathways

- What is HealthPathways? >
- How do I use HealthPathways? >
- How do I send feedback on a pathway? >
- How do I add HealthPathways to my desktop? >
- How do I add HealthPathways to my mobile? >

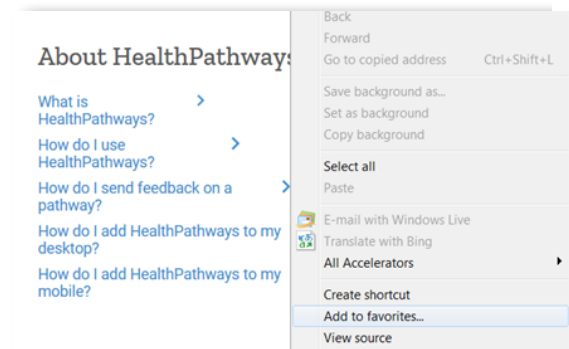
Note: For instructions on how to create a shortcut in Medical Director software please use the Search box.

OPTION 2

Add Sydney North HealthPathways home page as a 'bookmark' or 'tab' on your browser:

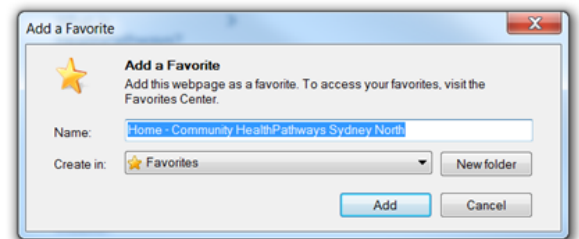
INTERNET EXPLORER

To add a currently open page or URL to any folder of Favourites, use keyboard shortcut CTRL+D, or right-click on the page contents and select 'Add to favourites' from the menu.



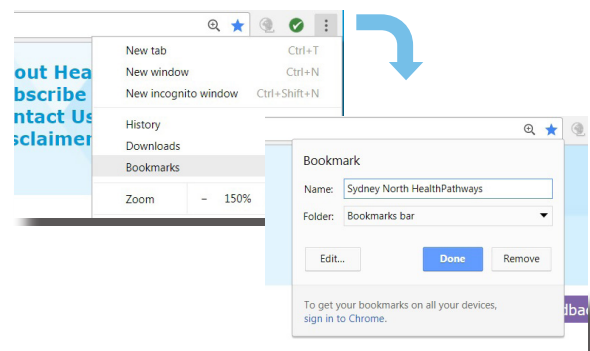
Add a Favourite dialog appears.

About HealthPathways



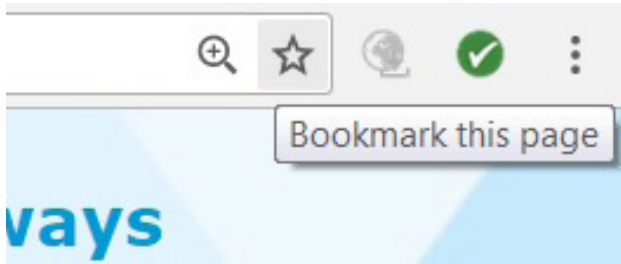
GOOGLE CHROME

Alternative 1 - At the top right, click More Bookmarks. Bookmark this page.



OPTION 2 (CONT)

ALTERNATIVE 2 - At the top, next to the web address, find Lock or Page. Drag either one into the bookmarks bar.



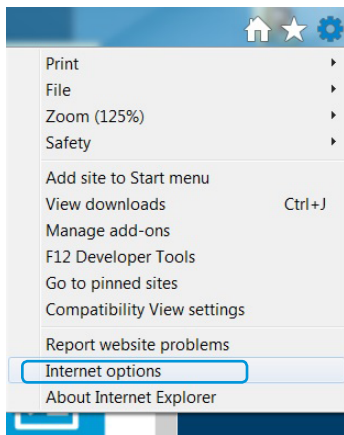
ALTERNATIVE 3 - Press Ctrl + d (Windows or Linux) or ⌘ + d (Mac).

OPTION 3

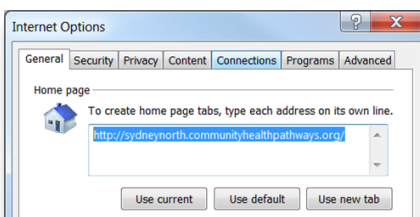
Set Sydney North HealthPathways as your default homepage in your browser:

INTERNET EXPLORER

i. Open Internet Explorer, select the Tools icon (⚙️), or button and then select Internet options. Tip: if the Tools button is not showing, click ALT on the keyboard and the menu bar will show up.



ii. On the General tab, under Home page, enter the URL of the site you want to set as a home page. You can add more than one URL, or add the site you're currently viewing by selecting Use current.

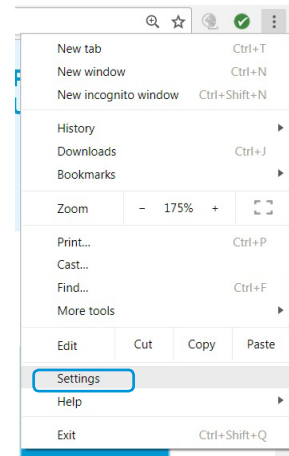


Select *Apply*, and then select *OK*.

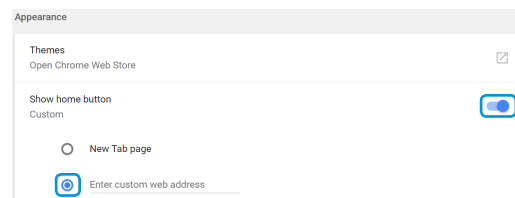
OPTION 3 (CONT)

GOOGLE CHROME

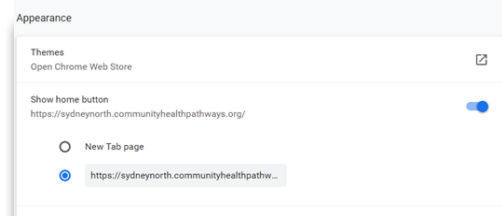
- i. On your computer, open Chrome.
- ii. At the top right, click the *Customise and control* Google Chrome icon (⋮).
- iii. Select *Settings*.



- iv. Under *'Appearance'*, check the box *Show home button*.
- v. Below *'Show home button'*, click *Enter custom web address* to choose your homepage.



- vi. Enter <https://sydneynorth.communityhealthpathways.org/>



- vii. View home page by clicking the open the home page icon.

