

SYDNEY NORTH HEALTH NETWORK HEALTH PROFILE

Sydney North Health Network (SNHN) is one of 31 Primary Health Networks (PHNs) in Australia covering 9 Local Government Areas (LGAs) in the Northern Sydney region.

Key Areas: Childhood immunisation rates, ageing population, breast and bowel cancer screening rates and a growing culturally and linguistically diverse (CALD) population

HEALTH DRIVERS

SNHN is ranked the least socio-economically disadvantaged PHN in Australia. However, there are pockets of high socio-economic disadvantage within Hornsby, Hunters Hill, North Sydney, Northern Beaches, Ryde and Willoughby LGAs.



2.4% of people aged 16-64 years receive unemployment benefits
NSW: 6.2%



43.1% of people aged 17 years participating in tertiary education
NSW: 28.3%



28.8% of low-income families experience financial stress from mortgage or rent
NSW: 29.3%

VULNERABLE GROUPS

Children

2.5%
(4,643)

of children in low-income, welfare-recipient families
NSW: 10.3%



Older People

17.1% (158,142)

of the total population aged 65+ years
NSW: 17.2%

Between 2021-2041, there will be an increase of **57.8%** in the 65+ years population
NSW: 55.4%



Disability

3.9% of the population have severe or profound disability
NSW: 5.8%



HEALTH RISK FACTORS



Obesity

20.1 per 100
(18+ years) obese
NSW: 30.9



Alcohol

16.6 per 100
(18+ years) engaging in high risk drinking
NSW: 15.5



Smoking

7.9 per 100
(18+ years) current smokers
NSW: 14.4

CHILDHOOD IMMUNISATION

IMMUNISATION RATES LOWER THAN THE NATIONAL ASPIRATIONAL TARGET OF 95%



1-year-old

93.9%
fully immunised
NSW: 94%



2-years-old

90.3%
fully immunised
NSW: 90.2%



5-years-old

92.5%
fully immunised
NSW: 94.6%


CANCER SCREENING

Bowel cancer screening participation rate among people aged **50-74 years in SNHN (34.8%)** is lower than the NSW rate (36.3%).

Cervical cancer screening participation rate among women aged **20-69 years (62.7%)** is higher than the NSW rate (55.9%).

Breast cancer screening participation rate among women aged **50-74 years (48.5%)** is lower than the NSW rate (49.4%).


MENTAL HEALTH



15.7 per 100

(15+ years) report mental and behavioural problems

NSW: 18.8



8.9 per 100

(18+ years) report high or very high psychological distress

NSW: 12.4

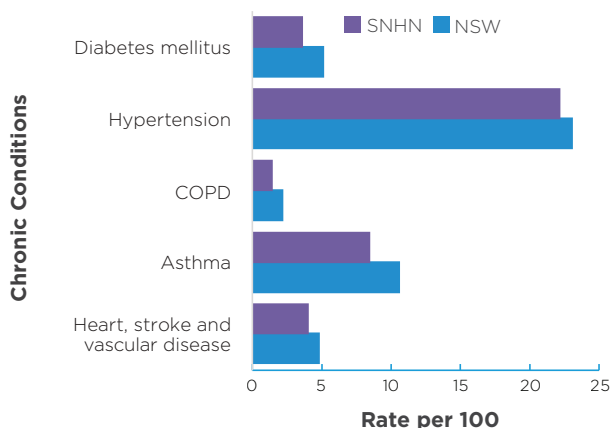


2,515 per 100,000

mental health related hospitalisations

NSW: 2,048

CHRONIC CONDITIONS



POTENTIALLY PREVENTABLE HOSPITALISATIONS



1,569 per 100,000

NSW: 1,989 per 100,000

Cellulitis, kidney and urinary tract infections, and dental conditions accounted for 36.2% of potentially preventable hospitalisations.

PRIMARY HEALTHCARE

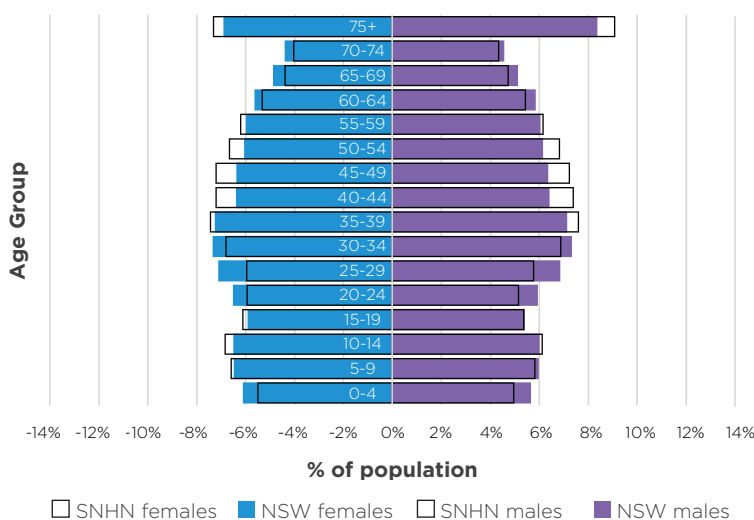


292 GP practices in the SNHN region

131 GPs per 100,000 people NSW: 122 per 100,000 people

DEMOGRAPHY

Age structure comparison by sex for SNHN and NSW



Total population 923,159. Between 2021-2041, the total population will increase by 13% to 1,079,354

NSW: 20.9%

CALD

SNHN has a higher proportion of people culturally and linguistically diverse (29%) compared to NSW (23%).

The largest culturally and linguistically diverse groups are Chinese and Indian.

3.8% of people born overseas report poor proficiency in English

NSW: 4%

Aboriginal

0.5% (4,377) of the population identify as Aboriginal and Torres Strait Islander

NSW: 3.4%



Sources

- Australian Bureau of Statistics (ABS) 2022, Census of Population and Housing 2021, ABS, Canberra, viewed October 2022, www.abs.gov.au.
- Australian Bureau of Statistics (ABS) 2022, Regional Population by Age and Sex, Australia, cat no. 3235, viewed September 2022.
- Cancer Institute NSW 2022, Reporting for Better Cancer Outcomes Performance Report 2022 Northern Sydney Primary Health Network, Cancer Institute NSW, Sydney.
- Cancer Institute NSW 2020, Cancer Statistics NSW 2018-2019, Cancer Institute NSW, Sydney, viewed September 2021, www.cancer.nsw.gov.au.
- Centre for Epidemiology and Evidence 2022, Health Statistics New South Wales, NSW Ministry of Health, Sydney, viewed September 2021, www.healthstats.nsw.gov.au.
- Department of Health 2022, Health Workforce- Online Data Tool, Department of Health, Canberra, viewed September 2022, hwd.health.gov.au/webapi/jsf/login.xhtml.
- NSW: Department of Planning & Environment 2022, 2020 New South Wales State and Local Government Area population and household projections, NSW Planning Department of Planning & Environment, Sydney, viewed September 2022.
- Public Health Information Development Unit (PHIDU) 2022, Social Health Atlas of Australia June 2022 release, PHIDU, Adelaide, viewed September 2022, phidu.torrens.edu.au/social-health-atlases.

For more information, visit www.snhn.org.au

Published 2022